



Synovasure[®]

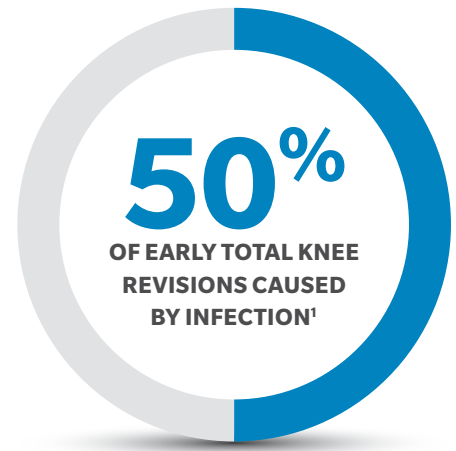
Comprehensive Infection Panel

Laboratory Testing for Joint Infection




IMPACT OF PERIPROSTHETIC JOINT INFECTION

Periprosthetic Joint Infection (PJI) is one of the most common complications following total joint arthroplasty. Over 50% of early (<2 years) total knee arthroplasty revisions are caused by infection.¹ Additionally, the management costs of a septic revision are nearly double that of an aseptic revision.² Therefore, a comprehensive diagnosis of PJI is crucial.



MANAGEMENT COSTS NEARLY **2X HIGHER** FOR SEPTIC VS ASEPTIC REVISION²



Diagnosing PJI is Challenging

Currently, no single test exists to diagnose PJI, which can make diagnosing an infection difficult. However, there are a few industry-developed criteria used to support PJI diagnosis including:

- Musculoskeletal Infection Society (MSIS)³
- International Consensus Meeting (ICM)⁴
- European Bone & Joint Infection Society (EBJIS)⁵

2018 ICM PJI DIAGNOSIS CRITERIA⁴:

Major Criteria includes:				Decision
Two positive periprosthetic cultures with phenotypically identical organisms				Infected
A sinus tract communicating with the joint				
Test	Threshold		Score	Decision Combined pre-operative and postoperative score: ≥ 6 = Infected 4-5 = Inconclusive** ≤ 3 = Not Infected
	Acute*	Chronic		
Serum CRP (mg/L) OR D-Dimer (µg/L)	100 Unknown	10 860	2	
Elevated Serum ESR (mm/hr)	No role	30	1	
Elevated Synovial WBC (cells/µL) OR Leukocyte Esterase OR	10,000 ++	3,000 ++	3	
Positive Alpha Defensin (signal/cutoff)	1.0	1.0	2	
Elevated Synovial PMN (%)	90	70	2	
Single Positive Culture			2	
Positive Histology			3	
Positive Intra-operative Purulence***			3	

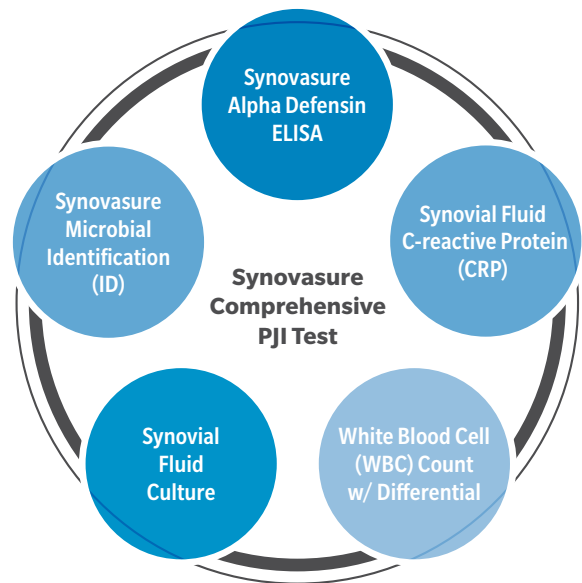
Proceed with caution in: Adverse local tissue reaction, crystal deposition disease and slow growing organisms. *Further studies needed to validate a specific threshold. **Consider further molecular diagnostics such as next-generation sequencing. ***Has no role in patients with suspected adverse local tissue reaction

SYNOVASURE

COMPREHENSIVE PJI TEST PANEL

A SINGLE SOURCE FOR JOINT INFECTION DIAGNOSIS

The Synovasure Comprehensive PJI Test Panel combines common standard of care (SoC) tests with proprietary tests only offered by Zimmer Biomet, through its subsidiary, CD Laboratories.



Proprietary Testing Included

Synovasure Alpha Defensin ELISA and Synovasure Microbial Identification testing are included as part of the panel.

Integrity Assessments on All Specimens

Approximately 8% of specimens are affected by specimen integrity, impacting the accuracy of tests.⁶ As part of the panel, every specimen is tested for Absorbance at 280 nm (A280) and Red Blood Cell Count to ensure the specimen is not diluted by added fluid or blood.

Fulfills Industry-Developed Criteria

Panel includes tests that fulfill MSIS, ICM and EBJIS criterias.

Easy-to-Read Results Report in 24 Hours

Providers receive an easy-to-read report typically within 24-hours of receipt at CD Laboratories, except culture. Cultures are held for 7 days (14 for shoulder specimens).

ABOUT CD LABORATORIES

CD Laboratories, located in Baltimore, MD, is a CLIA-certified clinical laboratory specialized in synovial fluid testing for joint pain and inflammation, including infection. Since 2013, CD Laboratories has processed over 300,000 synovial fluid specimens from across the United States and leverage this expertise to provide accurate⁷⁻¹⁰ and timely results to aid physicians and patients in their treatment journey.

SYNOVASURE ALPHA DEFENSIN ELISA TEST

Alpha defensin is an antimicrobial peptide released by neutrophils in response to pathogens and has been well published as a biomarker to aid in PJI diagnosis. The Synovasure Alpha Defensin ELISA Test is a laboratory-based test that detects elevated levels of the alpha defensin biomarker in synovial fluid. The Synovasure Alpha Defensin ELISA Test can be ordered individually or as part of the Synovasure Comprehensive PJI Test Panel.

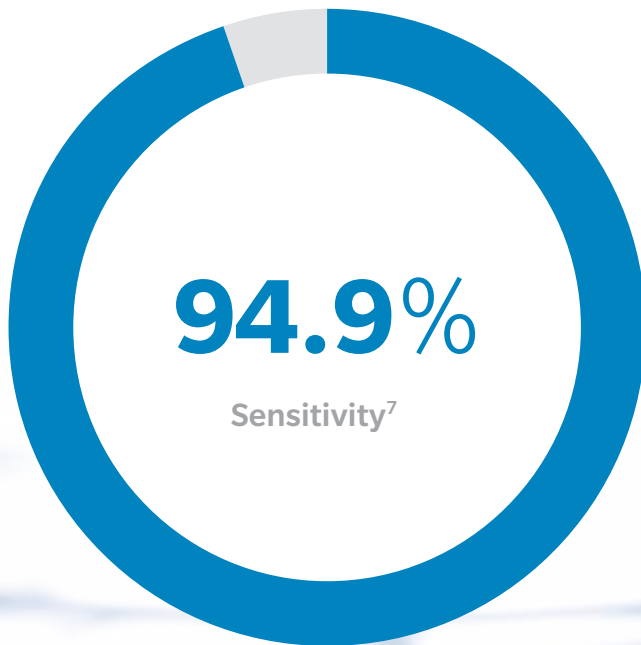
First and Only Test Specifically Designed and Validated to Aid in the Diagnosis of PJI

Highly Sensitive and Specific Based on 2013 MSIS Criteria for PJI⁷

- 94.9% Sensitivity
- 97.4% Specificity

Performance Unaffected by:

- Prior antibiotic administration^{11, 12}
- Comorbidities related to inflammation^{11, 13}
- Type and/or virulence of organism^{11, 14}



SYNOVASURE MICROBIAL IDENTIFICATION (MID)

The Synovasure Microbial ID Test* utilizes a novel bead-based for early detection (typically within 24 hours) of microbial antigen in synovial fluid by binding genera-specific antibodies to a corresponding antigen. The Synovasure ID Identification Test can be ordered individually or as part of the Synovasure Comprehensive PJI Test Panel.

Validated Test Panel for Common Species

Designed to identify the organisms in synovial fluid responsible for more than 70% of PJIs¹⁵ including:

- *Staphylococcus* species
- *Enterococcus* species
- *Candida* species
- *Cutibacterium acnes* (formerly *P. acnes*)

Performance Backed by Data

Highly sensitive and specific compared to synovial fluid culture techniques

Organism genus	Sensitivity ⁸	Specificity ⁸
<i>Staphylococcus</i> species	94%	99%
<i>Enterococcus</i> species	97%	99%
<i>Candida</i> species	90%	99%

Note: Due to difficult nature of culturing *C. acnes*, sensitivity and specificity data is unavailable

Performance in Culture-negative Specimens⁹

A 2023 clinical study showed the panel's ability to detect a microorganism in >49% of culture-negative PJI samples

SYNOVIAL FLUID C-REACTIVE PROTEIN (CRP)

The Synovial Fluid CRP test measures the levels of the c-reactive protein biomarker within a specimen.

Clinically Validated Performance¹⁰

A recent clinical study demonstrated 86.1% Sensitivity and 87.1% Specificity compared to the 2018 ICM Definition of PJI, outperforming published Serum CRP diagnostic performance



STANDARD OF CARE TESTING

In addition to the proprietary tests offered only through Zimmer Biomet, the Synovasure Comprehensive PJI Test Panel also includes standard of care (SoC) tests:

Synovial Fluid Culture

Aerobic and anaerobic culture is performed on synovial specimens to determine identity and susceptibility of organisms. Cultures are held for seven (7) days on all samples and 14 days for shoulder specimens.

White Blood Cell Count w/ Differential

An automated, high-performance cell count that provides overall number of white blood cells, as well as the percentage breakdown of white blood cell type in synovial fluid. There is evidence that an automated WBC count can be affected by the presence of total joint arthroplasty, leading to higher rates of false-positive results¹⁶, therefore elevated white blood cells (>3000 cells/uL) are confirmed by a manual count as part of the PJI comprehensive panel testing.

Crystal Analysis

Specimens are tested with polarized microscopy to detect monosodium urate (MSU) and calcium pyrophosphate dihydrate (CPPD) crystals to aid in identifying the presence of gout and pseudogout/CPPD disease. Available as an optional add-on test to Synovasure Comprehensive PJI test.

SYNOVASURE COMPREHENSIVE NSA TEST PANEL*

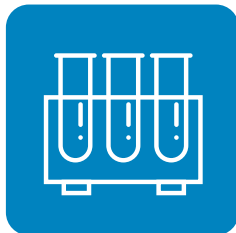
Similar to PJI, infection can affect native joints in the form of septic arthritis. In these cases, CD Laboratories and Zimmer Biomet offer a comprehensive test panel similar to PJI, but fine-tuned for the nuances associated with a native joint by testing for lactate as part of the Alpha Defensin ELISA and the inclusion of crystal analysis.

A STREAMLINED PROCESS

Submitting synovial specimens to CD Laboratories uses a simple, streamlined process following aspiration to result reporting.



ASPIRATE JOINT



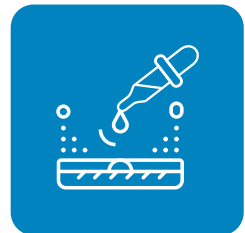
TRANSFER FLUID TO PROVIDED TUBES



PACKAGE TUBES AND REQUISITION IN SHIPPER



OVERNIGHT SHIPMENT TO CD LABORATORIES



TESTS PERFORMED AND RESULTS SENT TO PROVIDER



TRUSTED PARTNER IN REVISION

From diagnostics to patient-specific re-implantation, we unite customizable services and solutions to address each unique episode of care. We are your trusted partner in delivering solutions to help you obtain optimal clinical and economic outcomes in revision arthroplasties.

Learn more on our Revision Solutions on www.zimmerbiomet.com/revision

References

1. Postler A., *et al.* Analysis of Total Knee Arthroplasty Revision Causes. BMC Musculoskeletal Disorders. 19:55, 2018.
2. Kasch R., *et al.* Comparative Analysis of Direct Hospital Care Costs between Aseptic and Two-Stage Septic Knee Revision. PLoS One.12(1), 2017.
3. Parvizi J., *et al.* Definition of Periprosthetic Joint Infection. Journal of Arthroplasty. 29(7):1331, 2014.
4. Shohat N., *et al.* Hip and Knee Section, What is the Definition of Periprosthetic Joint Infection (PJI) of the Knee and the Hip? Can the Same Criteria be Used for Both Joints?: Proceedings of the International Consensus on Orthopedic Infections. Journal of Arthroplasty. 34:S325-S327, 2019.
5. McNally M., *et al.* The EBJS Definition of Periprosthetic Joint Infection – A Practical Guide for Clinicians. Bone & Joint Journal. 103-B(1):18-25, 2021.
6. Deirmengian C., *et al.* Synovial Fluid Aspirates Diluted with Saline or Blood Reduce the Sensitivity of Traditional and Contemporary Synovial Fluid Biomarkers. Clinical Orthopaedics and Related Research. DOI 10.1097/CORR.0000000000001188, 2020.
7. M40003 - Synovasure Alpha Defensin ELISA Instructions for Use (IFU), 2022.
8. M40022B – Synovasure Microbial Identification Instructions for Use (IFU)
9. Toler K., *et al.* Nationwide Results of Microorganism Antigen Testing as a Component to Preoperative Synovial Fluid Analysis. Journal of Bone and Joint Surgery. 105:448-454, 2023.
10. Miamidian J., *et al.* Synovial Fluid C-reactive Protein Clinical Decision Limit and Diagnostics Accuracy for Periprosthetic Joint Infection. Cureus, 16(1):e52749, 2024.
11. Deirmengian C., *et al.* Combined Measurement of Synovial Fluid a-Defensin and C-Reactive Protein Levels: Highly Accurate for Diagnosing Periprosthetic Joint Infection. Journal of Bone and Joint Surgery. 96(17):1439-45, 2014.
12. Shahi A., *et al.* The Alpha-Defensin Test for Periprosthetic Joint Infection is Not Affected by Prior Antibiotic Administration. Clinical Orthopedics and Related Research. 474(7):1610-5, 2016.
13. Miyamae Y., *et al.* Diagnostic Accuracy of the Alpha-Defensin Test for Periprosthetic Joint Infection in Patients with Inflammatory Diseases. Journal of Arthroplasty. 34(8):1767-1771, 2019.
14. Deirmengian C., *et al.* The C-reactive Protein May Not Detect Infections Cause by Less-Virulent Organisms. Journal of Arthroplasty. 31(9 Suppl):152-5, 2016.
15. Data on File at CD Diagnostics: Prevalence of Microorganisms in Orthopedic Patients - CDL 2013-2018.
16. Deirmengian C., *et al.* False-Positive Automated Synovial Fluid White Blood Cell Counting is a Concern for Both Hip and Knee Arthroplasty Aspirations. Journal of Arthroplasty. 35(6S):S304-S307, 2020.

*Synovasure Microbial Identification and Synovasure Comprehensive NSA Panel are not available in New York State.

All content herein is protected by copyright, trademarks and other intellectual property rights, as applicable, owned by or licensed to Zimmer Biomet or its affiliates unless otherwise indicated, and must not be redistributed, duplicated or disclosed, in whole or in part, without the express written consent of Zimmer Biomet.

This material is intended for health care professionals. Distribution to any other recipient is prohibited.


For indications, contraindications, warnings, precautions, potential adverse effects and patient counselling information, see the package insert or contact your local representative; visit www.zimmerbiomet.com for additional product information.

Zimmer Biomet does not practice medicine. Each physician should exercise his or her own independent judgment in the diagnosis and treatment of an individual patient, and this information does not purport to replace the comprehensive training physicians have received.

This test has been developed for use with synovial fluid only. The use of this test kit with any other specimen type may lead to inaccurate test results.

©2021, 2024 Zimmer Biomet



 **Assembled by:**
CD Diagnostics
650 Naamans Road
Suite 100
Claymont, DE 19703 USA

Exclusively Serviced by:
CD Laboratories, Inc.
810 Gleneagles Court
Suite 100
Baltimore, MD 21286 USA